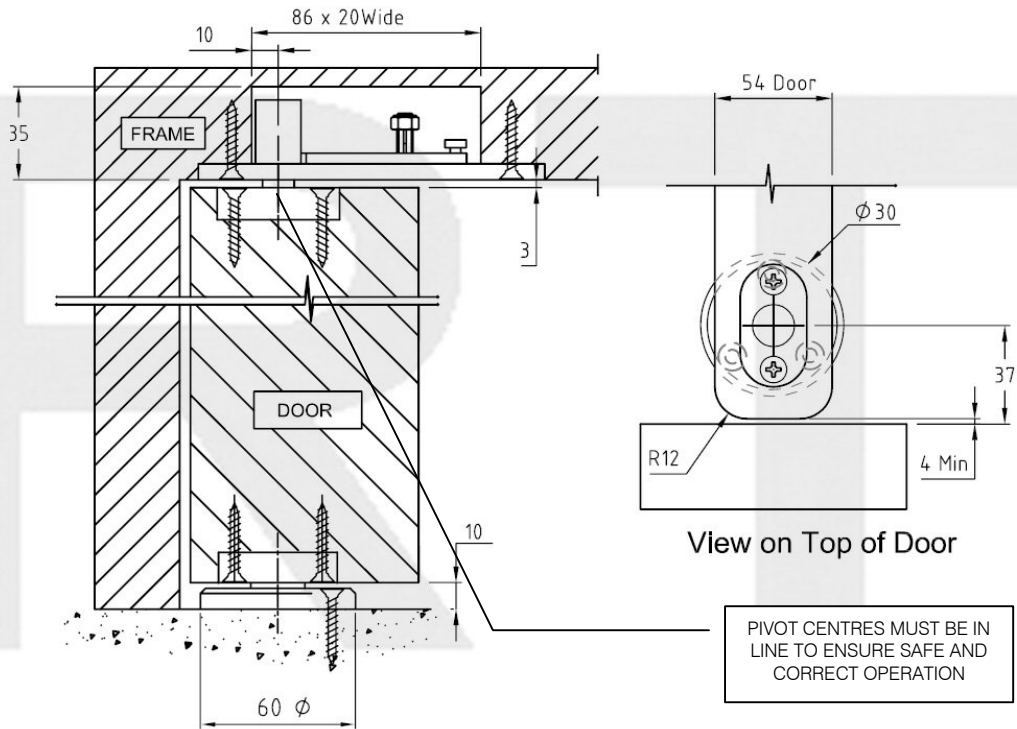
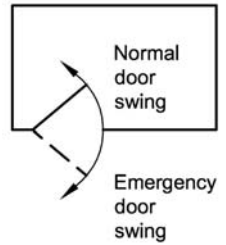


Royde & Tucker H131-401 HI-LOAD pivot set



- Grade 304 stainless steel
- Allows the door to swing in either direction
- Maintenance free, guaranteed for 25 years
- Suitable for FD30 doors, tested to BS 476 part 22
- For 44mm thick doors an R9 radius is required on the pivot edge
- For 54mm thick doors an R12 radius is required on the pivot edge
- Heavy duty for internal doors weighing up to 120kg and up to 1100mm wide
- Top and bottom door plates have HI-LOAD maintenance free oil impregnated bronze bearings
- Set includes door bottom pivot, top centre, door brackets and M5 x 30mm screws
- For adjustable unit see H131-451
- Unit weight 0.52kg
- Packing box quantity 1 or 15

Note: Door plates radii R12.5 for easier preparation

Royde & Tucker Ltd

Bilton Road

Cadwell lane

Hitchin

SG4 0SB

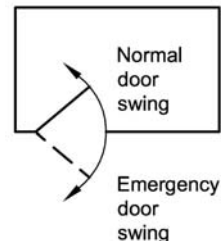
Tel:01462 444444

Fax:01462 444433

www.ratman.co.uk

e-mail: sales@ratman.co.uk

Royde & Tucker H131-401 HI-LOAD pivot set



Parts as follows:

- 2-off: DOORPLATES.
- 1-off: TOP FRAME BRACKET.
- 1-off: BOTTOM PIVOT BRACKET.
- 6-off: 1-1/4" x No 10 WOODSCREWS.
- 3-off: 1-1/4" x No 12 WOODSCREWS.

FITTING INSTRUCTIONS.

1. DECIDE ON A POSITION FOR THE PIVOT CENTRE IN DOOR.
SEE DIAGRAM FOR TYPICAL INSTALLATION, 34MAX DIMENSION GIVES 4m/m CLEARANCE BETWEEN DOOR AND FRAME
MORTICE DOORPLATES INTO TOP AND BOTTOM OF DOOR.
2. FIT TOP FRAME BRACKET INTO HEAD OF DOOR FRAME.SEE DIMENSIONS ON DIAGRAM. DO NOT REMOVE RELEASE SCREW RETAINING NUT.
UNSCREW TOP FRAME BRACKET RELEASE SCREW TO STOP POSITION.DO NOT APPLY EXCESSIVE FORCE, USE OF POWER DRIVERS IS NOT RECOMMENDED.

NOTE:

CHECK TOP PIVOT PIN MOVES FREELY TO THE UP POSITION, WHEN RELEASE SCREW IS IN ITS STOP POSITION.

3. FIT BOTTOM PIVOT BRACKET INTO FLOOR IN POSITION TO ENSURE THAT THE CENTRES LINE UP.

FITTING DOOR.

LOWER DOOR ONTO BOTTOM PIVOT BRACKET PIN, ENSURING CORRECT LOCATION IN BEARING.

PUSH RELEASE SCREW UP TO RETRACT TOP PIVOT PIN, AND POSITION DOOR SO THAT TOP PIVOT PIN LOCATES INTO DOORPLATE BUSH.

LOWER TOP PIVOT PIN INTO POSITION BY TURNING RELEASE SCREW CLOCKWISE.

CHECK AND ENSURE SCREW IS FULLY TIGHTENED

Royde & Tucker Ltd

Bilton Road
Cadwell lane
Hitchin
SG4 0SB

Tel:01462 444444

Fax:01462 444433

www.ratman.co.uk

e-mail: sales@ratman.co.uk